




EUPHORIA

800  
X  
1600  
MM

800x  
1600mm **HIGH GLOSSY FINISH** 9mm thickness





ARCTIC WHITE

3 RANDOM



ATLANTIC WHITE

3 RANDOM



BIANCO DOLIMITI

3 RANDOM



Versatile solutions


Easier to lay

Resistant to chemical

Resistant to loads


Resistant to stains

Wide range




HELIX WHITE

2 RANDOM



MARBELLA WHITE


3 RANDOM




RIGATO WHITE

3 RANDOM


800x  
1600mm **HIGH GLOSSY FINISH** 9mm thickness



**SATUARIO PEARL** 6 RANDOM



**STATUARIO NOVO** 3 RANDOM




**STATUARIO NATURAL** 3 RANDOM




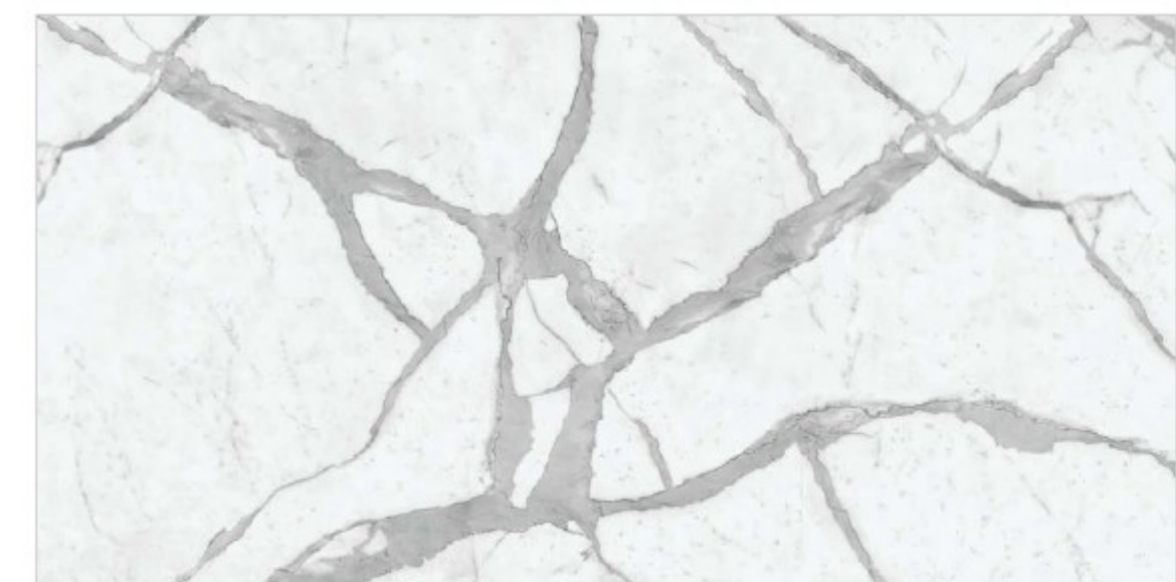
Versatile solutions Easier to lay Resistant to chemical Resistant to loads Resistant to stains Wide range



**STATUARIO RIO** 3 RANDOM



**ROMANTIC SATUARIO** 2 RANDOM



**GALAXY STATUARIO (BOOK MATCH)** BOOK MATCH A+B




FLOOR : ROMANTIC SATVARIYO

800x  
1600mm **HIGH GLOSSY FINISH** 9mm thickness




CALACATTA ITALIA

BOOK MATCH A+B



ALEX CALACATTA

.3 RANDOM





PORCH WHITE

3 RANDOM





Versatile solutions Easier to lay Resistant to chemical Resistant to loads Resistant to stains Wide range



ALASKA WHITE

3 RANDOM



IMPACT SATVARIO

4 RANDOM



DOLCE BROWN

3 RANDOM


\*Dark High Glossy Series

800x  
1600mm **HIGH GLOSSY FINISH** 9mm thickness




CRISTALLO ONYX

3 RANDOM



ONYX MULTY

2 RANDOM



TITANIUM BROWN

3 RANDOM



Versatile solutions

Easier to lay

Resistant to chemical

Resistant to loads


Resistant to stains

Wide range



GOLD AGATE ONYX

3 RANDOM



BLUE AGATE ONYX

3 RANDOM



TITANIUM NATURAL

3 RANDOM


\*Dark High Glossy Series

800x  
1600mm **HIGH GLOSSY FINISH** 9mm thickness





ALDO BEIGE

3 RANDOM



BOTTICINO CLASSIC

3 RANDOM



CREMA MARFIL

2 RANDOM



Versatile solutions



Easier to lay



Resistant to chemical



Resistant to loads



Resistant to stains



Wide range




DOMINO MARFIL

3 RANDOM



DOMINO GREY

3 RANDOM



DOLOMITTI POLIDO

4 RANDOM



WALL : ALDO BEIGE & NOCE MARRONE | FLOOR : ALDO BEIGE




800x  
1600mm **HIGH GLOSSY FINISH** 9mm thickness




PIETRA LATTE

3 RANDOM



PIETRA SEPIA

3 RANDOM



PIETRA SMOKE

3 RANDOM



Versatile solutions

Easier to lay

Resistant to chemical

Resistant to loads

Resistant to stains

Wide range





FUME EMPERADOR LATTE

3 RANDOM



FUME EMPERADOR PEANUT

3 RANDOM



CLASSIC EMPERADOR

3 RANDOM

800x  
1600mm

HIGH GLOSSY FINISH

9mm thickness



DYNAL CANARY

2 RANDOM



DYNAL STREAK

2 RANDOM



BRECCIA AURORA BEIGE

3 RANDOM



Versatile solutions



Easier to lay



Resistant to chemical




Resistant to loads



Resistant to stains




Wide range



BRECCIA AURORA BIANCO

3 RANDOM



BRECCIA MAX

2 RANDOM



BRECCIA LAVA


3 RANDOM

800x  
1600mm **HIGH GLOSSY FINISH** 9mm thickness



**BRECCIA BEIGE**

**3 RANDOM**



**BRECCIA CLASSIC**

**3 RANDOM**



**BRECCIA GREY**

**3 RANDOM**



Versatile solutions

Easier to lay

Resistant to chemical

Resistant to loads

Resistant to stains

Wide range



**BRECCIA CAPRAIA BEIGE**

**4 RANDOM**



**BRECCIA CAPRAIA**

**4 RANDOM**



**BRECCIA CAPRAIA (BOOK MATCH)**

**BOOK MATCH A+B**



WALL : BRECCIA CLASSIC | FLOOR : BRECCIA CLASSIC

800x  
1600mm **HIGH GLOSSY FINISH** 9mm thickness





PARISO GREY

3 RANDOM



AMRONE CELINA

3 RANDOM



FOREST BROWN

3 RANDOM



Versatile solutions



Easier to lay

Resistant to chemical

Resistant to loads

Resistant to stains

Wide range



STONIS NATURAL

3 RANDOM



TRAVERTINO IVORY


3 RANDOM



TRAVENTINO CARMEL


3 RANDOM

800x  
1600mm **HIGH GLOSSY FINISH** 9mm thickness



ARMANI BEIGE

3 RANDOM



ARMANI GOLD

3 RANDOM



TURKE LANA

3 RANDOM

\*Dark High Glossy Series



Versatile solutions


Easier to lay

Resistant to chemical

Resistant to loads


Resistant to stains

Wide range




ARMANI GREY

3 RANDOM



ARMANI CRISS

3 RANDOM




TIARA MINT

2 RANDOM

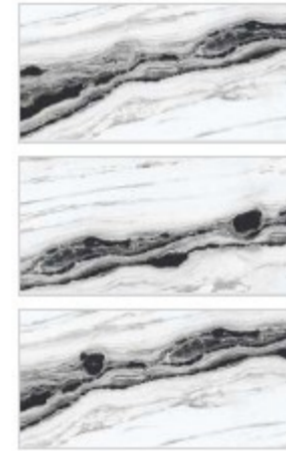

\*Dark High Glossy Series

800x  
1600mm **HIGH GLOSSY FINISH** 9mm thickness




**WILLIAM BIANCO**

**2 RANDOM**



**COVELANO LASA**

**3 RANDOM**



**PANDA WHITE**

**3 RANDOM**



Versatile solutions


Easier to lay

Resistant to chemical

Resistant to loads

Resistant to stains

Wide range




**CRISTAN STONE**

**3 RANDOM**



**MADERA FOREST**

**3 RANDOM**



**MARINA PEDRA**

**3 RANDOM**





FLOOR : WILLIAM BIANCO



800x  
1600mm

HIGH GLOSSY FINISH

9mm thickness





ROSALIA WHITE

4 RANDOM



ROSALIA BROWN

4 RANDOM



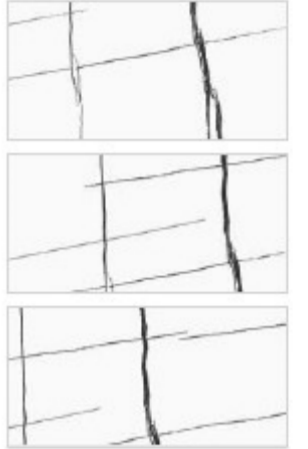

NERO SPYKER

3 RANDOM

\*Dark High Glossy Series




Versatile solutions  
Easier to lay  
Resistant to chemical  
Resistant to loads  
Resistant to stains  
Wide range





SAHARA WHITE

3 RANDOM



SAHARA BLACK

4 RANDOM



NERO MARQUINA



3 RANDOM

\*Dark High Glossy Series

800x  
1600mm


HIGH GLOSSY FINISH

9mm thickness




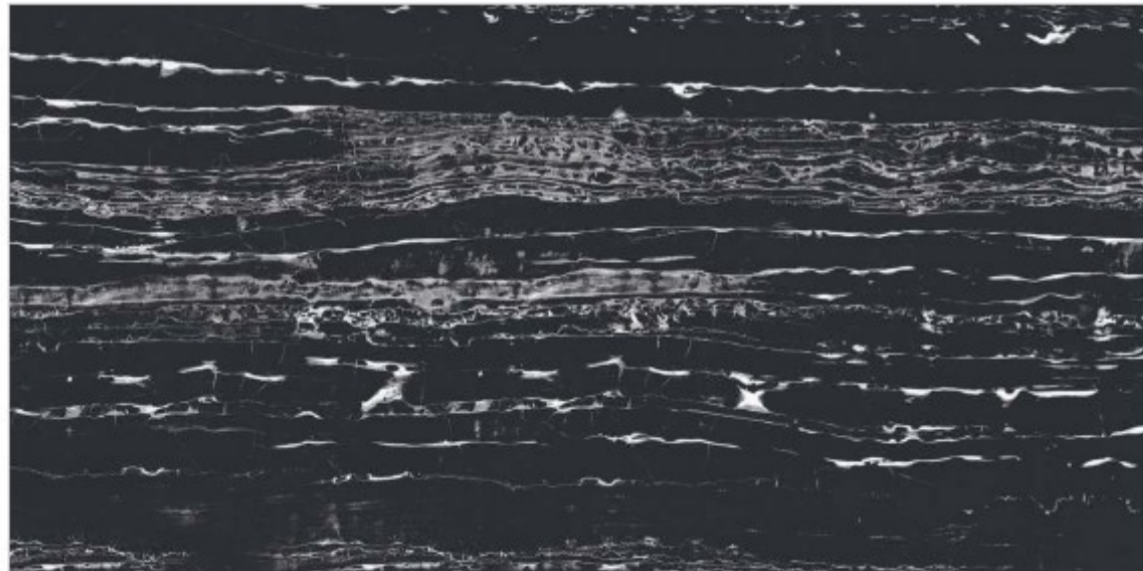
THUNDER BLACK

3 RANDOM



PORTORO GOLD

3 RANDOM



MARINE BLACK

2 RANDOM



Versatile solutions



Easier to lay

Resistant to chemical

Resistant to loads



Resistant to stains

Wide range



ROCKGLOSS COPPER

2 RANDOM



ROCKGLOSS BLUE

2 RANDOM





FLOOR : PORTORO GOLD

800x  
1600mm **RUSTIC MATT FINISH** 9mm thickness





NORWAY IVORY

5 RANDOM



NORWAY GREY

5 RANDOM



NORWAY SEAL

5 RANDOM




WALL : NORWAY GREY & NORWAY SEAL | FLOOR : NORWAY SEAL

800x  
1600mm **RUSTIC MATT FINISH** → 9mm thickness



**AMBRE WHITE** **3 RANDOM**



**UNI COLOR IVORY** **3 RANDOM**




**UNI COLOR BROWN** **3 RANDOM**




Versatile solutions  
Easier to lay  
Resistant to chemical  
Resistant to loads  
Resistant to stains  
Wide range



**AMBRE BEIGE** **3 RANDOM**



**UNI COLOR LIGHT GREY** **3 RANDOM**




**UNI COLOR DARK GREY** **3 RANDOM**

800x  
1600mm **CARVING FINISH** → 9mm thickness



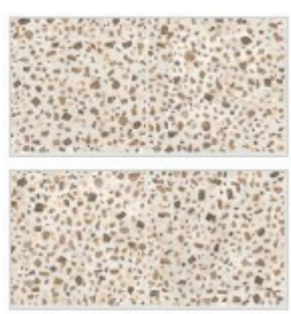
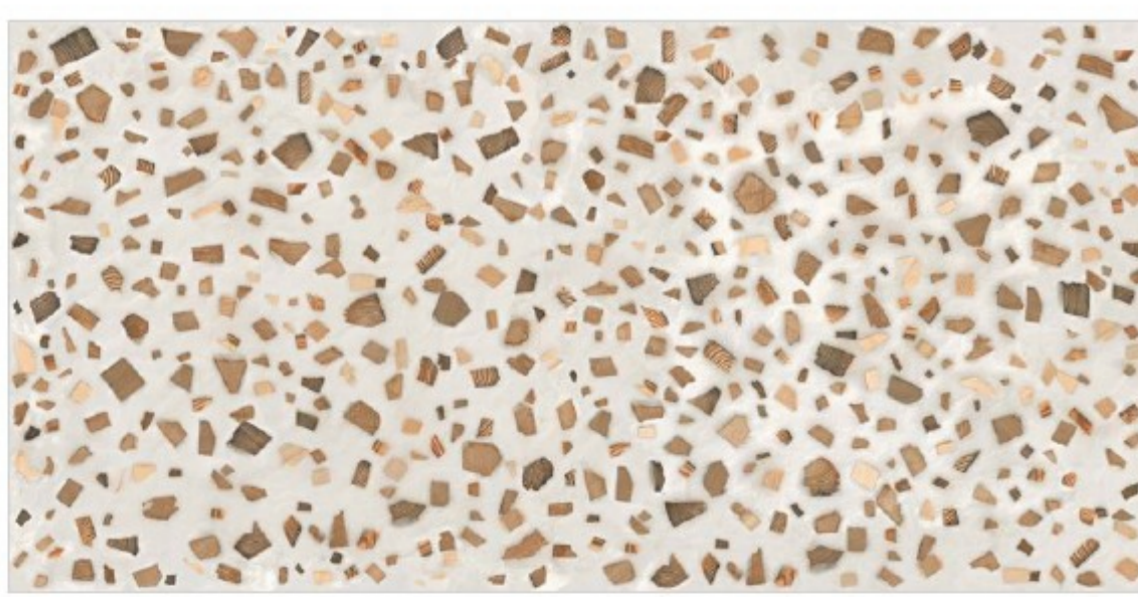
**STATUARIO FANTASTICO**

**4 RANDOM**



**ROSALIA BROWN SHINE**

**3 RANDOM**




**TERRAZZO**

**2 RANDOM**




**Versatile solutions** **Easier to lay** **Resistant to chemical** **Resistant to loads** **Resistant to stains** **Wide range**




**VERONA BEIGE**

**3 RANDOM**



**VERONA NATURAL**

**3 RANDOM**



**LEVANTO BROWN**

**3 RANDOM**

800x 1600mm **CARVING FINISH** → 9mm thickness



**BURBERRY BEIGE** 3 RANDOM



**BURBERRY BROWN** 3 RANDOM



**BURBERRY GREY** 3 RANDOM

-  Versatile solutions
-  Easier to lay
-  Resistant to chemical
-  Resistant to loads
-  Resistant to stains
-  Wide range



**BOTTOCHINO SHINE** 3 RANDOM



**CANYON BEIGE** 3 RANDOM




**CANYON BROWN** 3 RANDOM



WALL : CANYON BEIGE | FLOOR : STONE RUBY



800x  
1600mm **CARVING FINISH** → 9mm thickness



LEAF BEIGE LT

1 RANDOM



LEAF BEIGE DECOR

1 RANDOM



GOLDUST BROWN

2 RANDOM



Versatile solutions

Easier to lay

Resistant to chemical

Resistant to loads



Resistant to stains

Wide range




HEXA BEIGE LT

1 RANDOM



HEXA BEIGE DECOR

2 RANDOM



STONEAGE COPPER

2 RANDOM



WALL : HEXA BEIGE LT & HEXA BEIGE DECOR | FLOOR : CORTEN BEIGE

800x  
1600mm **CARVING FINISH** → 9mm thickness


-  Versatile solutions
-  Easier to lay
-  Resistant to chemical
-  Resistant to loads
-  Resistant to stains
-  Wide range




**FLORAL LT** 1 RANDOM



**JACQUARD LT** 1 RANDOM



**FLORAL DECOR** 1 RANDOM



**JACQUARD DECOR** 1 RANDOM




**ABSTRACT DECOR** 2 RANDOM



**JACQUARD DK** 1 RANDOM

800x  
1600mm **CARVING FINISH** → 9mm thickness




**AMMONITE BIANCO**

**3 RANDOM**



**AMMONITE NERO**

**3 RANDOM**



**RUDE METAL**

**2 RANDOM**



**WALL : AMMONITE BIANCO | FLOOR : AMMONITE NERO**

800x  
1600mm **CARVING FINISH** → 9mm thickness



**TRAVENTINO CREMA** 3 RANDOM



**OCEAN GOLDEN TRAVERTINE** 3 RANDOM



**LARCH WOOD BEIGE** 4 RANDOM

800x  
1600mm **MAT+CARVING FINISH** → 9mm thickness




**STUCCO BEIGE** 3 RANDOM




**WALL : STUCCO BEIGE | FLOOR : STUCCO BEIGE**

800x  
1600mm **RICH SILK FINISH** → 9mm thickness




**HELIX WHITE**

**2 RANDOM**



**ARMANI GOLD**

**3 RANDOM**



**ARMANI GREY**

**3 RANDOM**



Versatile solutions

Easier to lay

Resistant to chemical

Resistant to loads

Resistant to stains

Wide range



**WILLIAM BIANCO**

**2 RANDOM**



**CASHMERE ICE**

**3 RANDOM**



**CASHMERE GRIS**

**3 RANDOM**



FLOOR : ARMANI GREY

## TECHNICAL SPECIFICATION OF SLAB VITRIFIED TILE

TEST DESCRIPTION			
CHARACTERISTIC	TEST METHOD	STANDARD VALUE	EUPHORIA VALUE
Deviation In Length	Is-13630-1	±0.10%	±0.05%
Deviation in Width	Is-13630-1	±0.10%	±0.05%
Deviation in Thickness	Is-13630-1	±5.0%	±3.00%
Straightness of Sides	Is-13630-1	±0.10%	±0.10%
Rectangularity	Is-13630-1	±0.10%	±0.10%
Surface Flatness	Is-13630-1	±0.50%	±0.2%
Surface Quality	Is-13630-1	Min. 95%	Min. 95%

PHYSICAL PROPERTIES			
CHARACTERISTIC	TEST METHOD	STANDARD VALUE	OUR VALUE
Water Absorption	Is-13630-2	≥0.06% Avg.	0.04% Avg.(±0.02%)
Modulus of Rapture(N/mm <sup>2</sup> )	Is-13630-6	Avg. 35N/mm <sup>2</sup>	Avg. 42N/mm <sup>2</sup>
Breaking Strength(N)	Is-13630-6	<7.5mm-700n ≥7.5mm-1300n	<6mm-1200n ≥6mm-1350n
Moisture Expansion(mm/m)	Is-13630-3	0.02 Max	0.01 Max
Scratch Hardness of Surface	Is-13630-13	8 Min	4-4.5
Resistance of Surface Abrasion(Glazed Tiles)	Is-13630-11	Class I Min.	Class I Min.
Co-Efficient of Linear Thermal Expansion	Is-13630-4	6x10-6 Max	6.5x10-6 Max.
Thermal Shock Resistance	Is-13630-5	10 Cycles Min.	10 Cycles, Pass
Crazing Resistance	Is-13630-9	4 Cycles at 7.5 Bar Min.	5 Cycles at 7.5kg Pressure
Impact Resistance-Coefficient of Restitution	Is-13630-14	0.55 Min.	0.55 Min
Frost Resistance	Is-13630-10	According to Manufacturing Process	No Damage
Bulk Density (g/cc)	Is-13630-2	2.2 Min.	2.3
Penalty (Curvature)	-	±1.0%	±0.6%

CHEMICAL PROPERTIES			
CHARACTERISTIC	TEST METHOD	STANDARD VALUE	OUR VALUE
Resistance of Staining	Is-13630-8	Class I Min.	Class I
Resistance of Household Chemicals	Is-13630-8	Class AA Min.	Class AA
Resistance to Acids & Alkalis	Is-13630-8	According to Manufacturing Process	Resistance
Slip Resistance	150-18006/EN1444 Group BIA	As pr Mfg.	>0.40

## PACKING DETAIL

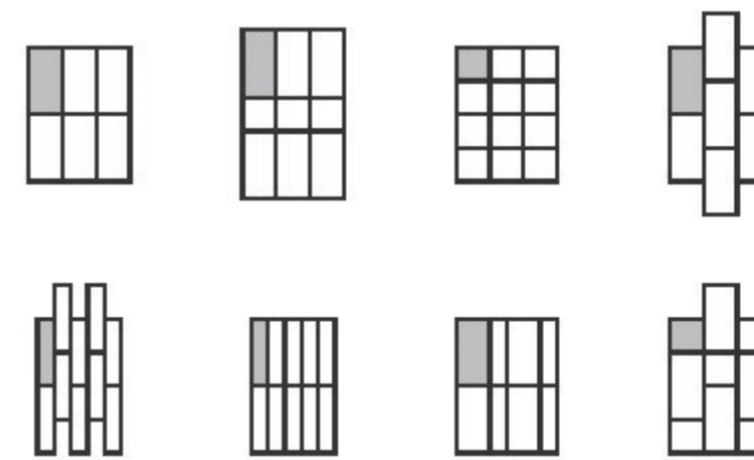
No.	Size	Thickness (approx.)	Pieces/Box	Area/Box	Wt./Box(approx.)
01	800x1600mm	9.0mm	2 pcs.	2.56 sq. mtr.	54 Kgs.

## SLAB LAYING INSTRUCTIONS

- Plaster the surface of the floor to be tiled smooth and complete the plastering and curing at least two hour prior to tiling.
- Before fixing SLAB, lay them out in desired pattern and make sure that give acceptable blend of colour. Please note that certain amount of shade variation is inherent in the manufacture of a fully vitrified ceramic tile. THE COMPANY WILL BEAR NO LIABILITY AFTER THE TILES ARE FIXED.
- For fixing SLAB, we recommend the use of the tile fixing adhesive for best result. Also follow the tile fixing instructions provided along with adhesives.
- For fixing SLAB on the floor using sand and cement follow the instructions given below:
  - Use cement and sand mortar in the ratio of 1:4 add some water to create a consistent paste.
  - Once the mixing has been completed do not add any further water to create a consistent paste.
  - Apply a 20-30mm layer of bedding material over an area of 1 square meter at a time on the surface of the area. Apply a fine slurry to the back of the tile to ensure proper and dull bedding. Press gently for even adherence at the back of the tile. DO NOT USE IRON HAMMER OR SOME HEAVY MATERIAL TO PRESS THE TILES.
- For fixing SLAB on dado, we recommend the use of adhesive. Please follow the manufacture's instructions for the same. We do not recommend the use of sand and cement for fixing on dado.
- Mark and layout the tiles from the center of the area to be tiled so that cut tiles. If any will be on the outer edges to words the walls.
- The work size which we try to maintain for better technical performance is 1200x2400mm, 800x2400mm, 900x1800mm, 800x1600mm, & 1200x1200mm on average. It is advisable to maintain a gap of 1mm to 3mm between every two tile to allow for possible expansion as per BIS/EN tolerance norms. This would give the coverage area as mentioned in the cartoon.
- Complete the tile laying process by pressing the center of the SLAB firmly into place along the walls/floors.
- Allow 3-4 days for bed curing. After this period fill the joints with grouts.
- Fifteen minutes after finishing the grouting process, wipe off excess grout with a damp sponge and polish the tile with a soft and dry cloth for a clean surface. The tile can also be cleaned by mild acid (however hydrofluoric acid and its derivatives should not be used)
- Please note that the company does not accept any liability in case of problems arising out of non-adherence to these fixing instructions.

## TILING POSSIBILITIES

### 800X1600MM



### 1200X1200MM

